

5.3G: Solve for quotients of decimals to the hundredths, up to four-digit dividends and two-digit whole number divisors, using strategies and algorithms, including the standard algorithm (Readiness Standard)

(5.1A; 5.1B; 5.1E)

1. A shopper paid a total of \$45.88 for 62 packs of gum. If each pack of gum cost the same, what was the price of each pack in dollars and cents?


Record your answer in the space provided.



(5.1A; 5.1B; 5.1E)

3. A team of 9 joggers ran a total of 98.73 miles. If each jogger ran the same distance, how many miles did each jogger run?

Record your answer in the space provided.



(5.1A; 5.1B)

2. Students collected pennies and shared them equally at the end of the school year. If 56 students shared a total of \$89.60, how much money did each student receive?

- A \$0.16
- B \$1.06
- C \$1.60
- D \$16.00

(5.1A; 5.1B)

4. A roll of wire is 182.4 feet long. If a worker cuts the wire into 12 equal pieces, how long will each piece of wire be?

- A 1.52 ft
- B 15.11 ft
- C 15.2 ft
- D 16.2 ft

5.3I: Represent and solve multiplication of a whole number and a fraction that refers to the same whole using objects and pictorial models, including area models (Supporting Standard)

(5.1A; 5.1B)

1. Cory has the marbles shown below.



If Cory gives $\frac{1}{3}$ of the marbles to his brother, how many marbles will Cory have left?

- A 3
- B 5
- C 10
- D 15

(5.1A; 5.1B; 5.1D)

2. Megan buys one carton of milk each day at lunch. However, she drinks only $\frac{3}{4}$ of the milk in the carton.

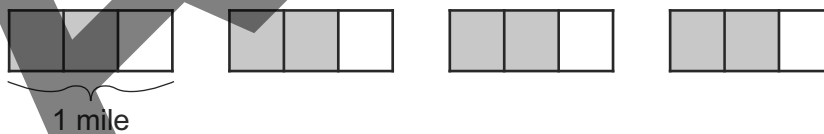
How many full cartons of milk does Megan drink for lunch in 5 days?

Shade the **ONE** correct circle that represents the fraction.



(5.1A; 5.1B; 5.1D)

3. Nathan runs $\frac{2}{3}$ mile every day for 4 days. The shaded portion of the model below represents the distance Nathan ran during those 4 days.



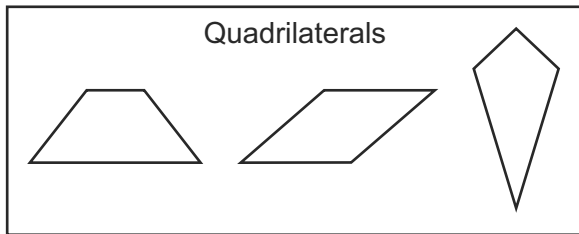
How many total miles did Nathan run?

Record your answer in the space provided.

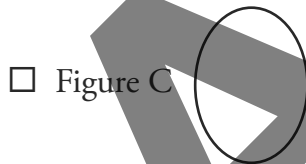
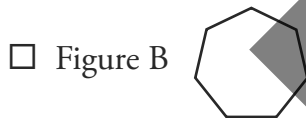
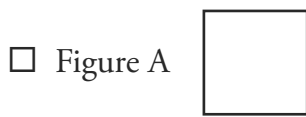
5.5A: Classify two-dimensional figures in a hierarchy of sets and subsets using graphic organizers based on their attributes and properties (Readiness Standard)

(5.1D; 5.1E; 5.1F)

1. Which shapes could be placed in the diagram below?

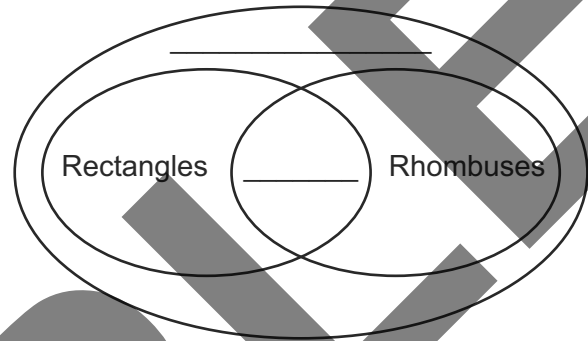


Select **TWO** correct answers.



(5.1D; 5.1E; 5.1F)

2. Which words correctly complete the diagram below?

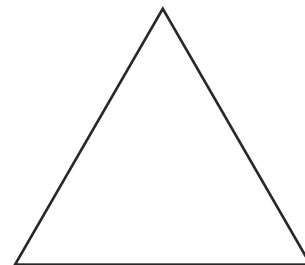


Complete the diagram by writing the correct answer from the options below on each line. Not all answers will be used.

- Circles Parallelograms
Squares Trapezoids Triangles

(5.1D; 5.1E; 5.1F)

3. Complete the statement so that it correctly describes the figure below.



Circle the correct option that completes the sentence below.

The figure is a(n) (a) triangle.

- (a) acute or (a) obtuse or
(a) right

This page may not be reproduced.

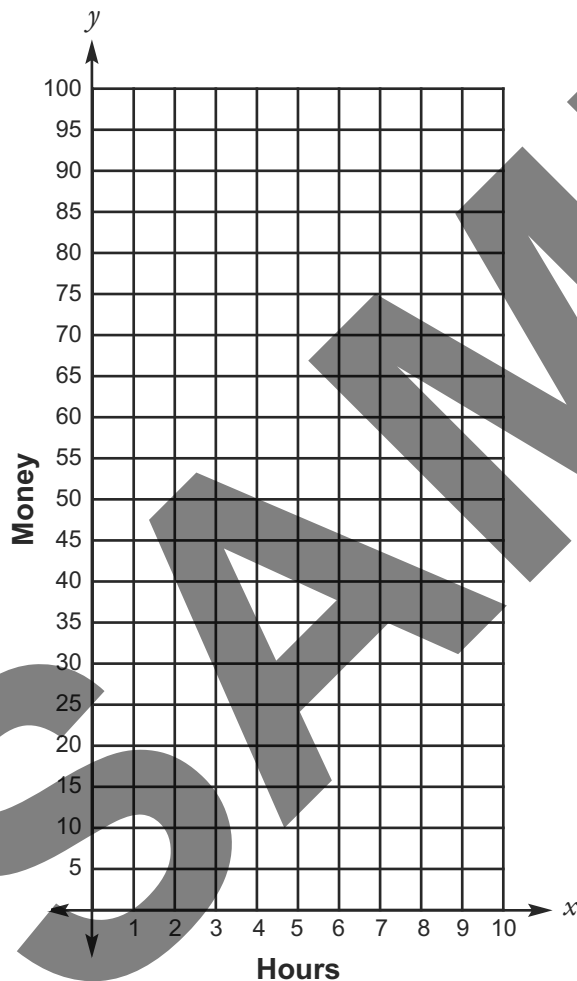
5.8C: Graph in the first quadrant of the coordinate plane ordered pairs of numbers arising from mathematical and real-world problems, including those generated by number patterns or found in an input-output table (Readiness Standard)

(5.1A; 5.1B; 5.1F)

- Angie has \$20. She will earn \$8 for each hour she works. The amount of money Angie will have after working different numbers of hours can be determined by an equation.

Plot four points that satisfy the equation.

Plot each point on the coordinate grid.

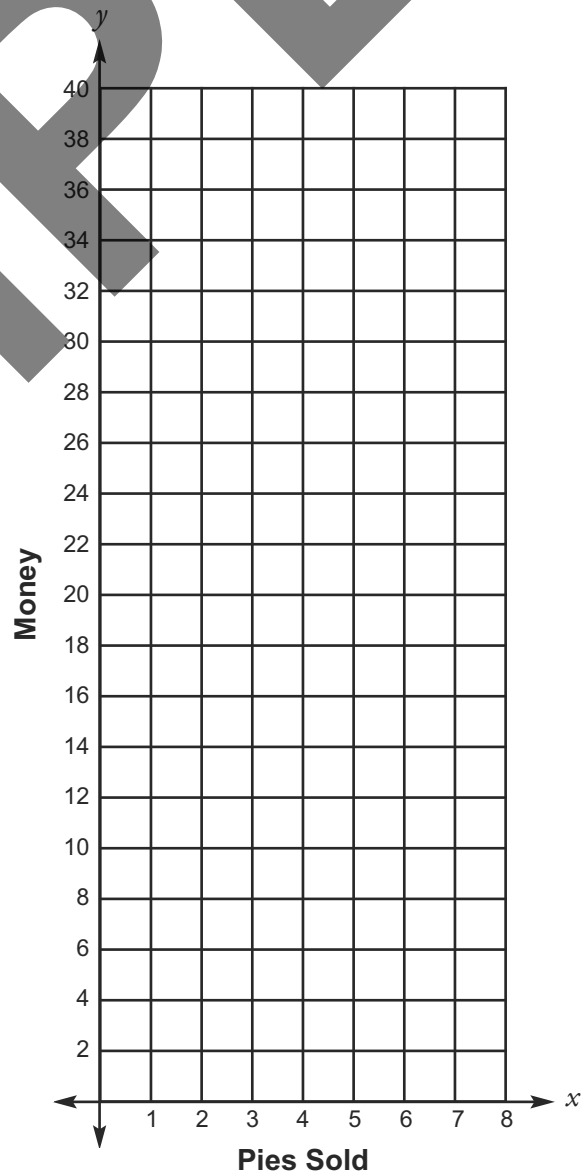


(5.1A; 5.1B; 5.1F)

- Jason starts with \$15. He earns \$3 for each apple pie he sells. The amount of money Jason will have after selling different numbers of apple pies can be determined by an equation.

Plot four points that satisfy the equation.

Plot each point on the coordinate grid.



This page may not be reproduced.