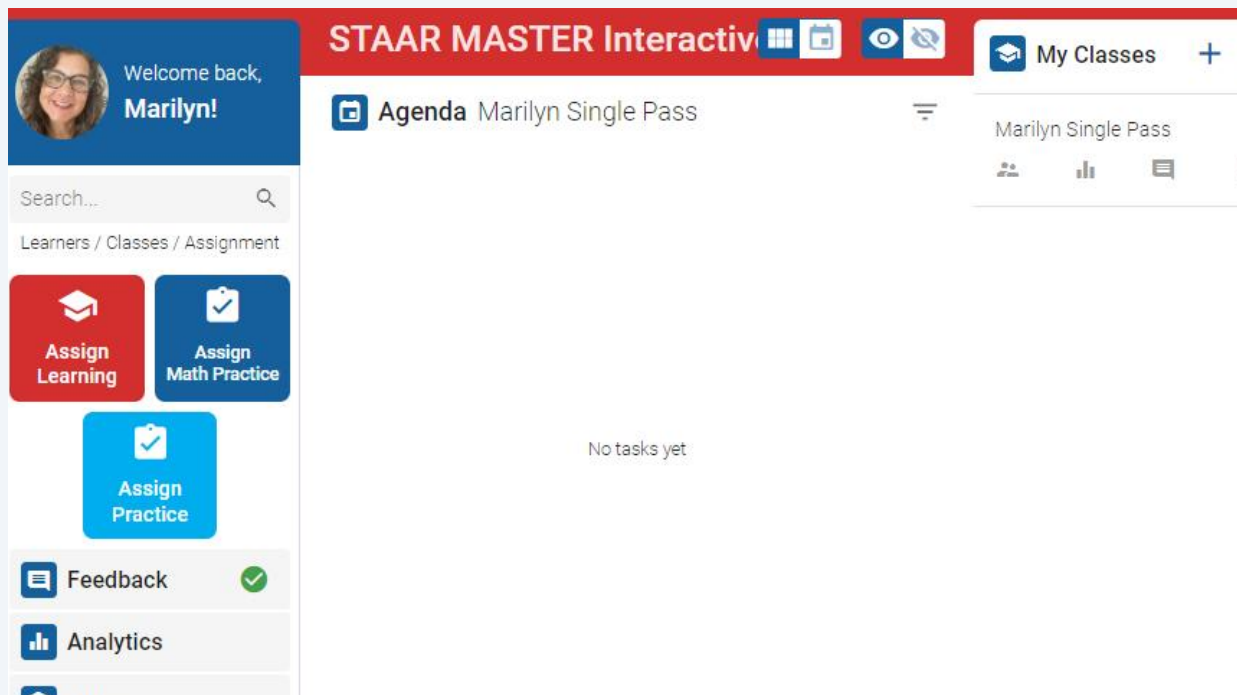


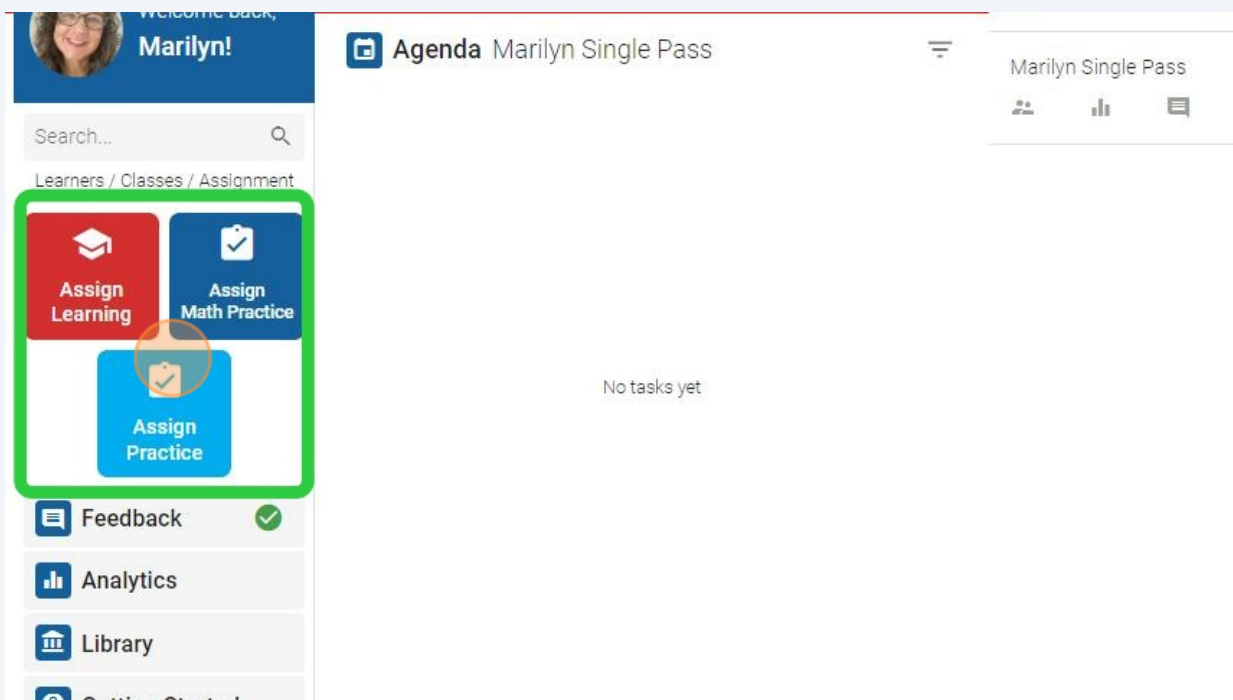
How to Create and Customize Assignments in STAAR MASTER Interactive

1 Welcome to STAAR MASTER Interactive's Educator Dashboard!



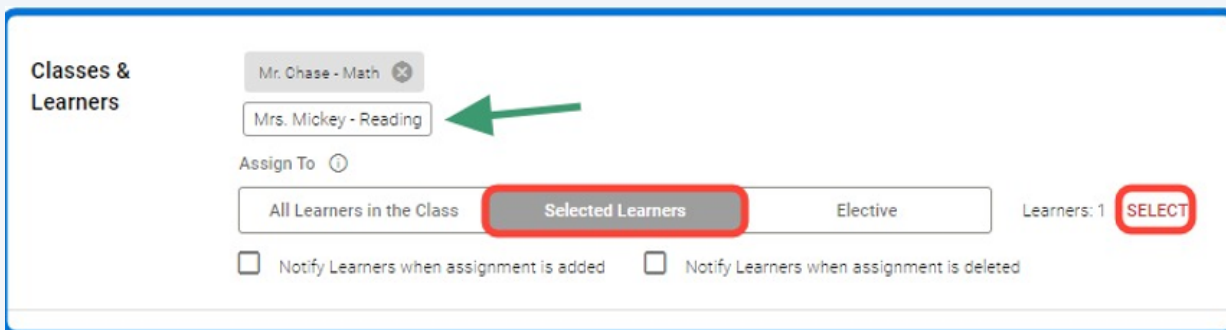
2 To create an assignment, click on the content button for your chosen book type:

- "Assign Learning" = Companion Workbook Text for Math & RLA
- "Assign Practice" = RLA, Science, and Social Studies products.
- "Assign Math Practice" = Student Practice Book and Practice Test for Math



3 Next, choose whether you want to add a team teacher and which learners you will be assigning to.

If selecting specific learners, Click "Selected Learners" and then the red "SELECT" banner to the right.



- 4 Type in the name(s) or click on the box next to students' names. (Note: You will not need to do this step if you clicked "All Learners in the Class.")

When finished, click "CONFIRM" to return to the assignment page.




Select Learners for the Assignment

Type to search

<input type="checkbox"/>	First name ↑	Last name	E-mail
<input checked="" type="checkbox"/>	Alissa		@yopmail.com (e...
<input checked="" type="checkbox"/>	Andre		@yopmail.com (ecs)
<input type="checkbox"/>	Frank		@yopmail.com (ecs)
<input type="checkbox"/>	Hannah		@yopmail.com (ecs)
<input type="checkbox"/>	Iris		@yopmail.com (ecs)
<input type="checkbox"/>	Manny		@yopmail.com (ecs)

- 5 Choosing Content: Choose the content package you wish to assign.

- SPB = Student Practice Book;
- PT = Practice Test;
- CWT = Companion Work Text;
- QR = Quick Review

<input type="checkbox"/>		<input type="checkbox"/>		<input type="checkbox"/>	
	<u>RLA PT GR 6 (English)</u>		<u>RLA SPB Grade 6 RC1 (English)</u>		<u>RLA SPB Grade 6 RC2 (English)</u>

6 For several content packages, there are multiple modules under each Reporting Category (RC). **Deselect** all the checked boxes by clicking on top box labeled **"Module"** if you prefer not to share all material with students.



7 Next, to choose the module that best fits your needs, click the box next to the title of your choice.



8 To choose specific questions and question types, click the pencil icon.

<input type="checkbox"/> Module ↑	Objectives	<input type="checkbox"/>
<input type="checkbox"/> GR6 RC1 A Lucky Find (Literary Text/Fiction) SPB English	10/10	<input type="checkbox"/>
<input checked="" type="checkbox"/> GR6 RC1 An Irish Lesson (Literary Text/Fiction) SPB English	11/11	<input checked="" type="checkbox"/>
<input type="checkbox"/> GR6 RC1 Consider a School Switch and Give Co-Ed a Chance (Informational Text/Argumentative) SPB English	13/13	<input type="checkbox"/>
<input type="checkbox"/> GR6 RC1 Going for Water (Literary Text/Poetry) SPB English	9/9	<input type="checkbox"/>
<input type="checkbox"/> GR6 RC1 It's Not Easy Staying Green (Informational Text/Expository) SPB English	12/12	<input type="checkbox"/>

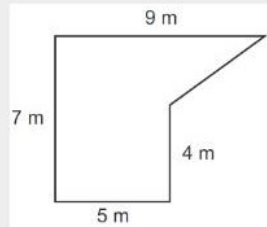
9 If you do not want to choose all of the questions available, deselect a question by clicking on the darkened box or the top box to unselect all questions.

	32/32	<input checked="" type="checkbox"/>
<input type="checkbox"/> FILL		<input checked="" type="checkbox"/>
<input type="checkbox"/> MCQ		<input checked="" type="checkbox"/>
<input type="checkbox"/> MCQ		<input checked="" type="checkbox"/>
<input type="checkbox"/> MCQ		<input checked="" type="checkbox"/>
<input type="checkbox"/> INTERACTIVE		<input checked="" type="checkbox"/>

10 To view the question and question type, **hover your mouse** over the descriptor tab to better understand what it asks of students.

Double-click the tab to preview and interact with a question/passage. (Great feature for whole-class teaching when using a projector!)

Aquino used 30 meters of wire to make a 5-sided fence for his garden. He has already built four sides of the fence, as shown in the diagram below.



What is the length of the fifth side in meters?

m

✓ 5

0/32

FILL	<input type="checkbox"/>
MCQ	<input type="checkbox"/>
MCQ	<input type="checkbox"/>
MCQ	<input type="checkbox"/>
INTERACTIVE	<input type="checkbox"/>
MCQ	<input type="checkbox"/>

11 Once you have chosen a question, the tab will turn green, indicating it will be included in your assignment.

Carlos wants to find the total number of books shown below.



Which number sentence could Carlos use to find the total number of books?

✓ $4 \times 5 = 20$

✗ $20 \div 10 = 2$

✗ $4 \times 10 = 40$

✗ $10 \times 5 = 50$

1/32

FILL	<input checked="" type="checkbox"/>
MCQ	<input type="checkbox"/>
MCQ	<input type="checkbox"/>
MCQ	<input type="checkbox"/>
INTERACTIVE	<input type="checkbox"/>
MCQ	<input type="checkbox"/>

12 Once you have selected your questions, click "CONFIRM"

MCQ	<input type="checkbox"/>
LABEL GAME	<input checked="" type="checkbox"/>
MCQ	<input type="checkbox"/>
INTERACTIVE	<input type="checkbox"/>
FILL	<input type="checkbox"/>
FILL	<input type="checkbox"/>
—	<input type="checkbox"/>

Questions Selected: 4

CANCEL CONFIRM

13 After creating your assignment, consider using a personalized title to help students navigate their tasks easier.

<input type="checkbox"/> Module ↑	Objectives	
<input checked="" type="checkbox"/> Grade 3 Form A PT Math (English)	4/32	
<input type="checkbox"/> Grade 3 Form B PT Math (English)	32/32	

Questions Selected: 4

Title

Mrs. Mickey Gr 3 PT Form

- 14 Lastly, select your due date and when you want the assignment to become available to your students. Once finished, review the assignment and then click "SAVE."

Due Date & Availability

Due Date ⓘ

Fixed Date	Duration	No Due Date
------------	----------	-------------

→ SETUP

Availability Date ⓘ

Immediately	Fixed Date
-------------	------------

→ SETUP

CANCEL SAVE

- 15 Your new Assignment Card has now automatically popped into your Dashboard!

The screenshot shows the STAAR MASTER Interactive dashboard for user Marilyn Single Pass. The dashboard includes a navigation menu on the left with options like 'Assign Learning', 'Assign Math Practice', and 'Assign Practice'. The main content area displays an 'Agenda' for Marilyn Single Pass, featuring a 'PRACTICE' card for 'GR6 RC1 An Irish Lesson (Literary Text/Fi...)' with a progress indicator of 0/1. The top navigation bar includes 'My Classes' and 'STAAR MASTER Interactive' branding.